

First Strokes® DYSGRAPHIA INTERVENTIONS WITH FINE MOTOR, PRINT LEGIBILITY AND CURSIVE TECHNIQUES!

**For teachers, dyslexia therapists, occupational
therapists that work with students in
2nd grade and above.**

The Handwriting Clinic/First Strokes

www.TheHandwritingClinic.com


P.O. Box 941903

Plano, Texas 75094

Clinic Ph: 972 633 - 1974

Clinic fax: 214 291 – 5435

jan@thehandwritingclinic.com



Quote for a Facility Sponsored Workshop

Jan McCleskey, MA, OTR

Outline of the Day

First Strokes® DYSGRAPHIA INTERVENTIONS WITH FINE MOTOR. PRINT LEGIBILITY AND CURSIVE TECHNIQUES!

Workshop 8:00 – 3:00 or 8:30 – 3:30 5.5 contact hours

Introduction

Audience Handwriting Samples

Dysgraphia

What is dysgraphia? What types of dysgraphia are there? Is “dysgraphia” a descriptive diagnosis? Why is “dysgraphia” a term that is overused?

Fine Motor Skills/Grasp Development in the Older Child

Specific reasons to change grasp.

Treatment techniques

Problems with Legibility in School

Reversal strategies for letters (any handwriting program)

Number Reversals

One Hour to Legibility in Print

RECEIVE: * One Hour to Legibility Program

Handwriting Errors in Print due to “a need for speed”

LAB: Assessment for 2nd graders and above - grasp, visual motor, eye-hand coordination, sizing, visual memory and speed/

Remedial Strategies for therapeutic intervention:

Notebook paper legibility and CR paper to teach sizing., visual cueing

Fill in the blank worksheet legibility

Math legibility - visual motor techniques

Research: Review the research on the remedial techniques presented

Writing Labs

Lunch

Multi-sensory Cursive – Take through cursive worksheets, discuss visual memory and speed techniques. Problem solve why students have so much difficulty generalizing to functional cursive, and techniques to allow generalization.

Ending discussion on dysgraphia

3:30 End

Objectives:


- Discuss 3 types of dysgraphia and interventions for each type
- Discuss selected research on grasp development and intervention and discuss reasons and strategies to change or “tweak” grasps when needed.
- Identify remedial techniques for letter reversals and receive access to download reversal technique activities to use in clinical or classroom setting.
- Practice skills for developing a dynamic grasp.
- Identify how to improve students handwriting through remedial legibility techniques for sizing, spacing.
- Identify speed handwriting errors and identify within handwriting samples.
- Discuss remedial techniques for number legibility
- Participate in a cursive handwriting lab
- Identify techniques for speed and visual memory of cursive

Products Included in the Workshop


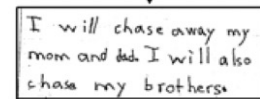

First Strokes® Print Legibility Program (2nd grade - 5th grade edition)

Perfect for 2nd graders – 5th graders, who have poor legibility on standard notebook paper, fill in the blank worksheets, and math worksheets. This workbook uses remedial techniques for legibility, and does not go over a traditional handwriting program.

The workbook has chapters on: Handwriting error recognition, practice pages for developing a consistency of size and form of letters, generalization pages, pre-test/post-test handwriting samples, generalization activities for fill in the blank worksheets, practice and generalization pages for math legibility. Newly updated with even more practice pages!




Most students with an inconsistent size of handwriting, can make quick changes to a more consistent height and size of letter formation. Ex. This student changed his handwriting from the top example to the bottom example, in less than an hour.



Students work on legibility activities on the adaptive notebook paper, then progress to keeping sizing and legibility on regular ruled notebook paper, and fill in the blank worksheets. Includes practice pages and legibility training for number legibility too!

Identify and grade "speed" handwriting errors!



First Strokes Cursive Program!

Comprehensive Cursive Workbook – 100 pages!

Lower Case Instruction and Practice Pages – grouped by the "First Stroke", students are provided cognitive cues for letter formation.

Speed and Visual Memory Practice after each letter group.

Capital Letter Instruction Pages - categorized by the "First Stroke".

Bridging letters section – practice bridging b, o, v, and w to other letters within words.



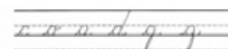
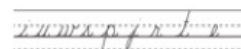

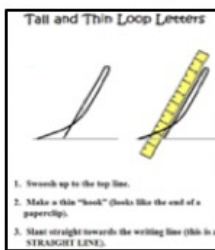


Generalization section – strategies and tips for how to generalize handwriting to notebook paper, worksheets, etc

Zany Writing Topic section – FUN classroom activities to generalize handwriting to sentences and paragraphs

Certification for Achievement – for the 40 second club: (writing the alphabet bridged together in 40 seconds, without handwriting errors.

Ream of adaptive ruled notebook paper for practice – the student will use this paper for all practice of letters worked on in the workbook. It is recommended that the student use this paper for a period of 6 weeks to mature the size of handwriting to 1/3 space for the body of the letters.

Giant handwriting lines for multi-sensory practice – sheet protector with a cardstock sheet inside with giant handwriting lines. Use individually or with an entire classroom. Students can use a dry erase marker to practice letter formation before working in the workbook.



In the First Strokes Cursive Program, letters are grouped by their "first stroke". There are 4 "first stroke" letter groups for lower case: Skateboard ramp "c" letters, wave runner "c" letters, tall and thin loop letters and fingertip letters.

Cost of the Workshop

Out of town workshop:

Speaker's fee: \$1350

Travel to and from DFW airport or Love field: TBD

UPS shipping of workshop boxes: TBD

Park and Fly parking: TBD

Please check:

☐ rental car ☐ taxi ☐ Uber

Hotel:

Please list preferred hotel and if the facility will make rsvp (some facilities get a discount with hotels), or if The Handwriting Clinic will rsvp the hotel.

☐ My facility will make reservations at a preferred hotel

☐ The Handwriting Clinic will make reservations at the following hotel:

Products Fee: See next page _____

Local workshop (within 50 miles):

Speaker's fee: \$900

Products fee:

Virtual workshop:

Speaker's fee: \$800

Shipping of products: Cost depends on number of attendees (will need number ahead of time)

Products fee:

Workshop Includes:

Print Legibility Workbook – hard copy or digital individual license
First Strokes Cursive Workbook – hard copy or digital individual license

A keycode to download the following products from our website:

Adaptive Papers for Writing
Pencil Warm-ups File and handouts for training grasp
How to Use the First Strokes Cursive Program in a School or Therapy Setting
Training Article
STOP Letter Reversals Program
All Slides of the Presentation
*** Number reversals program (digital option only – see next page)**

Non-optional Additional fees: (out of town and local)

OPTION 1: \$35 per attendee

(INCLUDES **Hard copy** of the:

* These products will have to be shipped prior to the workshop for out of town or virtual workshops. No shipping fee for local workshops in-person.

Print Legibility Workbook, plus min-pack of paper
First Strokes Cursive Workbook

Digital Download of:

Letter Reversals Program
Pencil Warm-ups Activity File
Handouts for Training Grasp
Printable handwriting papers

*** Digital downloads – participants will be given a code to download from our website. No need for list of names

OPTION 2: \$70 per person

Digital Copy with Individual license for the following:

*** Print Legibility Workbook \$30

*** First Strokes Cursive Workbook \$40 – includes digital workbook copy, instructor's manual and extra practice pages workbook

*** Individual license allows one instructor to print and make copies for students in their classroom. License may not be shared.

Digital copies of:

Letter Reversals Program
Number Reversals Program
Pencil Warm-ups Activity File
Handouts for Training Grasp
Printable handwriting papers

*** Participants will be given a code to download all the above. **No shipping fees.** Facility will need to provide us with a list of names of workshop attendees that will be downloading the material (for option 2)

Our facility is selecting:

____ Option 1 ____ Option 2

Jan McCleskey, MA, OTR



Jan McCleskey, MA, OTR is the owner of The Handwriting Clinic, in Plano, Texas. She has worked in the public skills as an occupational therapist and as an assistive technology specialist for 19 years. In 2002 she founded The Handwriting Clinic – providing group classes, summer camps and private therapy for fine motor skills and handwriting instruction. She is the author of the First Strokes Handwriting Programs and has created over 300 fine motor and handwriting products in The Fine Motor Store on Teachers Pay Teachers. She has traveled the country providing First Strokes workshops to educational service centers, school districts, coops and individual schools. She has developed inservices for preschool, pre-k and head start teachers, for K – 1st grade teachers, and for teachers of students from 2nd grade and above. Inservices discuss typical students, as well as differentiating curriculum and instruction up or down depending on student's levels or diagnoses. She has provided extensive training for schools in the area of handwriting for dysgraphia, dyslexia, or for students with special needs. The Handwriting Clinic an approved provider from the American Occupational Therapy Association and she she presented workshops for occupational therapists through The Handwriting Clinic workshops, as well as through state and national conferences. Her goal is to empower teachers and to engineer classrooms to make fine motor and handwriting skills attainable for all children.

Other Planning Information

Seating: There will need to be adequate space for the attendees to comfortably be seated at a table surface.

Speakers tables – The speaker will need 1 large or 2 smaller tables up front.

Speakers presentation: The speaker will need a projector for her laptop, an extension cord, and a large screen so that workshop attendees can sit close up and comfortably view the screen. The presentation will need sound/audio from the speaker's laptop.

Mic – Usually there will need to be a mic.

Entrance into the building – approximately 1 hour before the presentation for set up.

Handouts will be sent to the workshop coordinator 2 weeks prior to the presentation. **It will be the facilities responsibility to copy the handouts prior to the workshop.** Handouts can be copied in black an white, double sided.

Payment is due within 30 days of the workshop – **payable to The Handwriting Clinic** (not Jan McCleskey). Our facility can give you tax ID information by emailing: jan@thehandwritingclinic.com

All workshops are scheduled directly through **Jan McCleskey, MA, OTR - Presenter**

The Handwriting Clinic/First Strokes

www.TheHandwritingClinic.com

P.O. Box 941903 Plano, Texas 75094

Clinic Ph: 972 633 - 1974

Clinic fax: 214 291 - 5435

Presenter: Jan McCleskey, MA, OTR. * All initial planning is coordinated directly through Jan McCleskey. Jan's cell phone is 214 497 8577.

Email: Jan@TheHandwritingClinic.com

Workshop Coordinator: Karen Haddox

Email: office@TheHandwritingClinic.com 972 633- 1974

Karen is in charge of shipping of workshop materials, billing, filling out tax ID information, purchase orders.

Interested in a workshop?

Initial planning form

INITIAL PLANNING FORM Please fill out and email to jan@thehandwritingclinic.com

Please email to
jan@thehandwritingclinic.com or
fax to 214 291-5435

note: After receipt of this form and discussing specifics with the facility, a final contract will be sent with specific dates, costs, cancellation policy (any airline fees), and specific outlines of the day(s)

Name of Facility:

Address of Facility:

Mailing address to ship materials to: (if applicable)

Contact Person at Facility:

Name:

Ph. number:

Cell ph:

Email:

Additional Contact Person (if applicable)

Name:

Ph. number:

Cell ph:

Email:

My facility is thinking about about the FIRST STROKES DYSGRAPHIA INTERVENTIONS WORKSHOP

____ We would like the workshop outline to remain as is.

____ We would like to make the following exceptions to the workshop outline. Note: we can reduce topics, but we cannot squeeze in more topics in a shortened period of time. We will work to make the workshop fit your needs, within the scope of the amount of coverage each topic would need to include.

The projected number of attendees would be:

____ attendees

____ to be determined

The target audience would be:

____ occupational therapists

____ special education teachers

____ dyslexia therapists

____ Other (_____)

The exact hours of the workshops would be: Please describe start time, number of breaks/minutes, lunch, end time

Possible workshop dates that we are considering:

____ I have read the workshop speakers fee, additional fees, travel costs (hotel, airline), shipping of boxes, etc. Please initial: _____

____ I understand that there is an additional fee per attendee for products

Please list /describe your goals for the workshop, current interventions used, and any other pertinent information that would be helpful in planning the workshop, targeting information for your needs, etc.